

A close-up photograph of a metal pipe with a weld joint. The pipe is dark grey and has some white markings, including the number '2' and a small asterisk. The background is a warm, orange-brown color. The image is overlaid with a dark brown semi-transparent band containing text.

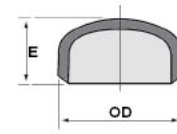
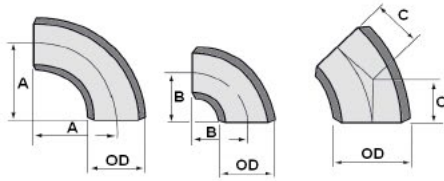
06

BUTTWELD

BUTTWELD

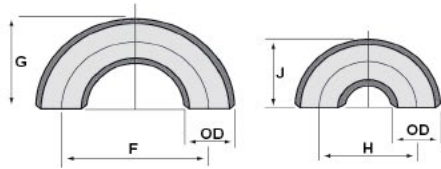
Buttweld

SPECIFICATIONS

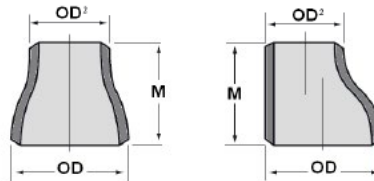
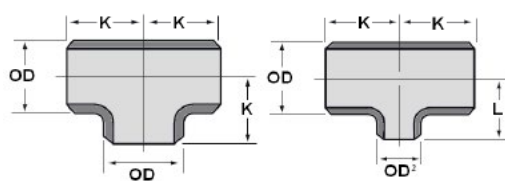


NOMINAL PIPE SIZE DN	OUTSIDE DIAMETER AT BEVEL OD	LONG RADIUS ELBOW		SHORT RADIUS ELBOW
		90° A	45° C	90° B
15	21.3	38.1	15.7	-
20	26.7	28.4	11.2	-
25	33.5	38.1	22.4	25.4
32	42.2	47.8	25.4	31.8
40	48.3	57.2	28.4	38.1
50	60.5	76.2	35.1	50.8
65	73.2	95.2	44.4	63.5
80	88.9	114.3	50.8	76.2
100	114.3	152.4	63.5	101.6
125	141.2	190.5	79.2	127
150	168.1	228.6	95.2	152.4
200	218.9	304.8	127	203.2
250	273	381	158.8	254
300	323.8	457.2	190.5	304.8
350	355.6	533.4	222.2	355.6
400	406.4	609.6	254	406.4
450	457.2	685.8	285.8	457.2
500	508	762	317.5	508
600	609.6	914.4	381	609.6

NOMINAL PIPE SIZE DN	CAPS STD WT & EX. STG E
15	25.4
20	25.4
25	38.1
32	38.1
40	38.1
50	38.1
65	38.1
80	50.8
100	63.5
125	76.2
150	88.9
200	102
250	127
300	152
350	165
400	178
450	203
500	229
600	267



NOMINAL PIPE SIZE mm	OUTSIDE DIAMETER AT BEVEL OD	LONG RADIUS ELBOW		SHORT RADIUS ELBOW	
		CENTRE TO CENTRE F	BACK TO FACE G	CENTRE TO CENTRE H	BACK TO FACE J
15	21.3	76.2	47.8	-	-
20	26.7	57.2	42.9	-	-
25	33.5	76.2	55.6	50.8	41.1
32	42.2	95.2	69.8	63.5	52.3
40	48.3	114.3	82.6	76.2	62
50	60.5	152.4	106.4	101.6	81
65	73.2	190.5	131.8	127	100.1
80	88.9	228.6	158.8	152.4	120.7
100	114.3	304.8	209.6	203.2	158.8
125	141.2	381	261.9	254	196.9
150	168.1	457.2	312.7	304.8	236.5
200	218.9	609.6	414.3	406.4	312.7
250	273	762	517.7	508	390.7
300	323.8	914.4	619.3	609.6	466.9
350	355.6	1066.8	711.2	711.2	533.4
400	406.4	1219.2	812.8	812.8	609.6
450	457.2	1371.6	914.4	914.4	685.8
500	508	1524	1016	1016	762
600	609.6	1828.8	1219.2	1219.2	914.4



NOMINAL SIZE DN		TEES		CONC & ECC REDUCERS
LARGE END 1	LARGE END 2	EQUAL K	RED L	M
20	20	28.6	—	—
	15	28.6	28.6	38.1
25	25	38.1	—	—
	20	38.1	38.1	50.8
	15	38.1	38.1	50.8
32	32	47.6	—	—
	25	47.6	47.6	50.8
	20	47.6	47.6	50.8
	15	47.6	47.6	50.8
40	40	57.2	—	—
	32	57.2	57.2	63.5
	25	57.2	57.2	63.5
	20	57.2	57.2	63.5
50	50	63.5	—	—
	40	63.5	60.3	76.2
	32	63.5	57.2	76.2
	25	63.5	50.8	76.2
65	65	76.2	—	—
	50	76.2	69.9	88.9
	40	76.2	66.7	88.9
	32	76.2	63.5	88.9
	25	76.2	57.2	88.9
80	80	85.7	—	—
	65	85.7	82.6	88.9
	50	85.7	76.2	88.9
	40	85.7	73	88.9
	32	85.7	69.9	88.9
100	25	85.7	66.9	88.9
	100	105	102	—
	90	105	98.4	102
	80	105	95.3	102
	65	105	88.9	102
	50	105	85.7	102
125	40	105	—	102
	125	124	117	—
	100	124	114	127
	90	124	111	127
	80	124	108	127
150	65	124	105	127
	50	124	—	127
	150	143	137	—
	125	143	130	140
	100	143	127	140
	90	143	124	140
200	80	143	121	140
	65	143	—	140
	200	178	168	—
	150	178	162	152
200	125	178	155	152
	100	178	152	152
	80	178	—	152

NOMINAL SIZE DN		TEES		CONC & ECC REDUCERS
LARGE END 1	LARGE END 2	EQUAL K	RED L	M
250	250	216	203	—
	200	216	194	178
	150	216	191	178
	125	216	184	178
	100	216	—	178
300	300	254	241	—
	250	254	229	203
	200	254	219	203
	150	254	210	203
	100	254	—	203
350	350	279	270	—
	300	279	257	330
	250	279	248	330
	200	279	238	330
	150	279	330	—
400	400	305	—	—
	350	305	305	356
	300	305	295	356
	250	305	283	356
	200	305	273	356
450	150	305	264	356
	450	343	—	—
	400	343	330	381
	350	343	330	381
	300	343	321	381
500	250	343	308	381
	200	343	298	381
	500	381	—	—
	450	381	368	508
	400	381	356	508
600	350	381	356	508
	300	381	346	508
	250	381	333	508
	200	381	324	508
	600	432	—	—
750	500	432	432	508
	450	432	419	508
	400	432	406	508
	350	432	406	508
	300	432	397	508
900	250	432	384	508
	750	559	—	—
	600	559	533	610
	500	559	508	610
	450	559	495	610
900	400	559	483	610
	900	673	—	—
	750	673	635	610
	600	673	610	610
	500	673	584	610
450	673	572	610	

06.1 :: Reducers



Ecentric Reducers

SIZE (mm)	STANDARD WEIGHT	EXTRA STRONG
40 x 25	I368 4025	
50 x 25	I368 5025	I368 XS5025
50 x 40	I368 5040	I368 XS6550
65 x 50	I368 6550	I368 XS8050
80 x 50	I368 8050	I368 XS8065
80 x 65	I368 8065	I368 XS10050
100 x 50	I368 10050	I368 XS10065
100 x 65	I368 10065	I368 XS10080
100 x 80	I368 10080	I368 XS150100
125 x 100	I368 125100	I368 XS200150
150 x 100	I368 150100	
150 x 125	I368 150125	
200 x 150	I368 200150	

Concentric Reducers

SIZE (mm)	STANDARD WEIGHT	EXTRA STRONG	STAINLESS STEEL SCH10	STAINLESS STEEL SCH 40
20 x 15	I369 2015		I603 2015	I603 S402015
25 x 15	I369 2515	I369 XS2515		
25 x 20	I369 2520	I369 XS2520	I603 2520	I603 S402520
32 x 15	I369 3215	I369 XS3215		
32 x 20	I369 3220	I369 XS3225		
32 x 25	I369 3225	I369 XS3225	I603 3225	I603 S403225
40 x 15	I369 4015			
40 x 20	I369 4020		I603 4020	I603 S404020
40 x 25	I369 4025	I369 XS4025	I603 4025	I603 S404025
40 x 32	I369 4032	I369 XS4032	I603 4032	I603 S404032
50 x 20	I369 5020	I369 XS5025		
50 x 25	I369 5025	I369 XS5032	I603 5025	I603 S405025
50 x 32	I369 5032	I369 XS5040		
50 x 40	I369 5040	I369 XS6540	I603 5040	I603 S405040
65 x 32	I369 6532	I369 XS6550		
65 x 40	I369 6540	I369 XS8040		
65 x 50	I369 6550	I369 XS8050	I603 6550	I603 S406550
80 x 40	I369 8040	I369 XS8065		
80 x 50	I369 8050		I603 8050	I603 S408050
80 x 65	I369 8065		I603 8065	I603 S408065
100 x 50	I369 10050	I369 XS10050		
100 x 65	I369 10065	I369 XS10065		
100 x 80	I369 10080	I369 XS10080		
125 x 65	I369 12565			
125 x 80	I369 12580			
125 x 100	I369 125100			
150 x 65	I369 15065			
150 x 80	I369 15080	I369 XS15080		
150 x 100	I369 150100			
150 x 125	I369 150125			
200 x 50	I369 200050			
200 x 80	I369 200080			
200 x 100	I369 200100	I369 XS200100		
200 x 125	I369 200125			
200 x 150	I369 200150	I369 XS200150		
250 x 100	I369 250100	I369 XS250200		
250 x 150	I369 250150			
250 x 200	I369 250200			
350 x 250	I369 350250	I369 XS350250		
350 x 300	I369 350300	I369 XS350300		
400 x 200	I369 400200			
400 x 250	I369 400250	I369 XS400250		
400 x 300	I369 400300	I369 XS400300		
400 x 350	I369 400350			



06.2 :: Elbows & Tees



Long Radius Elbows

SIZE (mm)	45 CARBON STEEL STANDARD WEIGHT	45 CARBON STEEL EXTRA STRONG WEIGHT	90 CARBON STEEL STANDARD WEIGHT	90 CARBON STEEL EXTRA STRONG WEIGHT	90 STAINLESS STEEL SEAMLESS SCH10	90 STAINLESS STEEL SCH 40	45 STAINLESS STEEL SCH 10	45 STAINLESS STEEL SCH 40
15	I370 015	I370 XS015	I371 0015	I371 XS0015	I605 015	I605 S4015	I605 4515	I605 S4515
20	I370 020	I370 XS020	I371 0020	I371 XS0020	I605 020	I605 S4020	I605 4520	I605 S4520
25	I370 025	I370 XS025	I371 0025	I371 XS0025	I605 025	I605 S4025	I605 4525	I605 S44525
32	I370 032	I370 XS032	I371 0032	I371 XS0032	I605 032	I605 S4032	I605 4532	I605 S44532
40	I370 040	I370 XS040	I371 0040	I371 XS0040	I605 040	I605 S4040	I605 4540	I605 S44540
50	I370 050	I370 XS050	I371 0050	I371 XS0050	I605 050	I605 S4050	I605 4550	I605 S44550
65	I370 065	I370 XS065	I371 0065	I371 XS0065	I605 065	I605 S4065	I605 4565	I605 S44565
80	I370 080	I370 XS080	I371 0080	I371 XS0080	I605 080	I605 S4080	I605 4580	I605 S44580
100	I370 100	I370 XS100	I371 0100	I371 XS0100	I605 100	I605 S40100	I605 S45100	I605 S445100
125	I370 125	I370 XS125	I371 0125	I371 XS0125	I605 125			
150	I370 150	I370 XS150	I371 0150	I371 XS0150	I605 150			
200	I370 200	I370 XS200	I371 0200	I371 XS0200	I605 200			
250	I370 250		I371 0250	I371 XS0250				
300	I370 300		I371 0300	I371 XS0300				
350			I371 0350	I371 XS0350				
400			I371 0400					

Short Radius 90° Elbows

SIZE (mm)	STANDARD WEIGHT	EXTRA STRONG	STAINLESS STEEL SCH10	STAINLESS STEEL SCH 40
15	I372 SR0015	I372 SRXS0015		
20	I372 SR0020	I372 SRXS0020		
25	I372 SR0025	I372 SRXS0025	I605 SR025	I605 S4SR25
32	I372 SR0032	I372 SRXS0032	I605 SR032	I605 S4SR32
40	I372 SR0040	I372 SRXS0040	I605 SR040	I605 S4SR40
50	I372 SR0050	I372 SRXS0050	I605 SR050	I605 S4SR50
65	I372 SR0065	I372 SRXS0065	I605 SR065	I605 S4SR65
80	I372 SR0080	I372 SRXS0080	I605 SR080	I605 S4SR80
100	I372 SR0100	I372 SRXS0100	I605 SR100	I605 S4SR100
125	I372 SR0125	I372 SRXS0125	I605 SR125	I605 S4SR125
150	I372 SR0150	I372 SRXS0150	I605 SR150	I605 S4SR150
200	I372 SR0200	I372 SRXS0200	I605 SR200	I605 S4SR200
250	I372 SR0250	I372 SRXS0250		
300	I372 SR0300			
350				
400				



Equal Tees

SIZE (mm)	STANDARD WEIGHT	EXTRA STRONG	STAINLESS STEEL SCH10	STAINLESS STEEL SCH 40
15	I373 0015	I373 XS015	I606 015	
20	I373 0020	I373 XS020	I606 020	
25	I373 0025	I373 XS025	I606 025	I606 S4025
32	I373 0032	I373 XS032	I606 032	I606 S4032
40	I373 0040	I373 XS040	I606 040	I606 S4040
50	I373 0050	I373 XS050	I606 050	I606 S4050
65	I373 0065	I373 XS065	I606 065	I606 S4065
80	I373 0080	I373 XS080	I606 080	I606 S4080
100	I373 0100	I373 XS100	I606 100	I606 S40100
125	I373 0125	I373 XS125		
150	I373 0150	I373 XS150	I606 150	
200	I373 0200	I373 XS200		
250	I373 0250			
300	I373 0300			
350	I373 0350			
400	I373 0400			



06.2 :: Elbows & Tees



Reducing Tees

SIZE (mm)	STANDARD WEIGHT	EXTRA STRONG	
20 x 15			
25 x 15			
25 x 20			
32 x 15			
32 x 20			
32 x 25			
40 x 15			
40 x 20			
40 x 25	I373 4025	I373 XS4025	
40 x 32			
50 x 20			
50 x 25	I373 5025	I373 XS5025	
50 x 32	I373 5032		
50 x 40	I373 5040	I373 XS5040	
65 x 32			
65 x 40	I373 6540		
65 x 50	I373 6550		
80 x 40	I373 8040		
80 x 50	I373 8050	I373 XS8050	
80 x 65	I373 8065		
100 x 40	I373 10040		
100 x 50	I373 10050		
100 x 65	I373 10065		
100 x 80		I373 XS10080	
125 x 80	I373 10080		
125 x 80	I373 12580		
125 x 100	I373 125100		
150 x 65			
150 x 80	I373 15080		
150 x 100	I373 150100	I373 XS150100	
150 x 125	I373 1500125		
200 x 50			
200 x 80			
200 x 100	I373 200100		
200 x 125	I373 200125		
200 x 150	I373 200150	I373 XS200150	
250 x 100			
250 x 125	I373 250125		
250 x 150	I373 250150		
350 x 250	I373 250200		
300 x 150	I373 300150		
300 x 200	I373 300200		
300 x 250	I373 300250		
400 x 300			
400 x 350			

Caps

SIZE (mm)	STANDARD WEIGHT	EXTRA STRONG	STAINLESS STEEL SCH10	STAINLESS STEEL SCH 40
15				
20				
25	I374 0025	I374 XS025		
32	I374 0032	I374 XS040		
40	I374 0040	I374 XS050		
50	I374 0050	I374 XS065		
65	I374 0065	I374 XS080		
80	I374 0080	I374 XS100		
100	I374 0100			
125	I374 0125			
150	I374 0150			
200	I374 0200			
250	I374 0250			



Hosetails Stainless Steel 316 Buttweld

SIZE (mm)	HOSETAIL
32	I649 B032
40	I649 B040
50	I649 B050
65	I649 B065
80	I649 B080
100	I649 B100
150	I649 B150
80	I649 0080
100	I649 0100
125	I649 0125
150	I649 0150



Notes

A large grid of small dots for taking notes, covering most of the page.